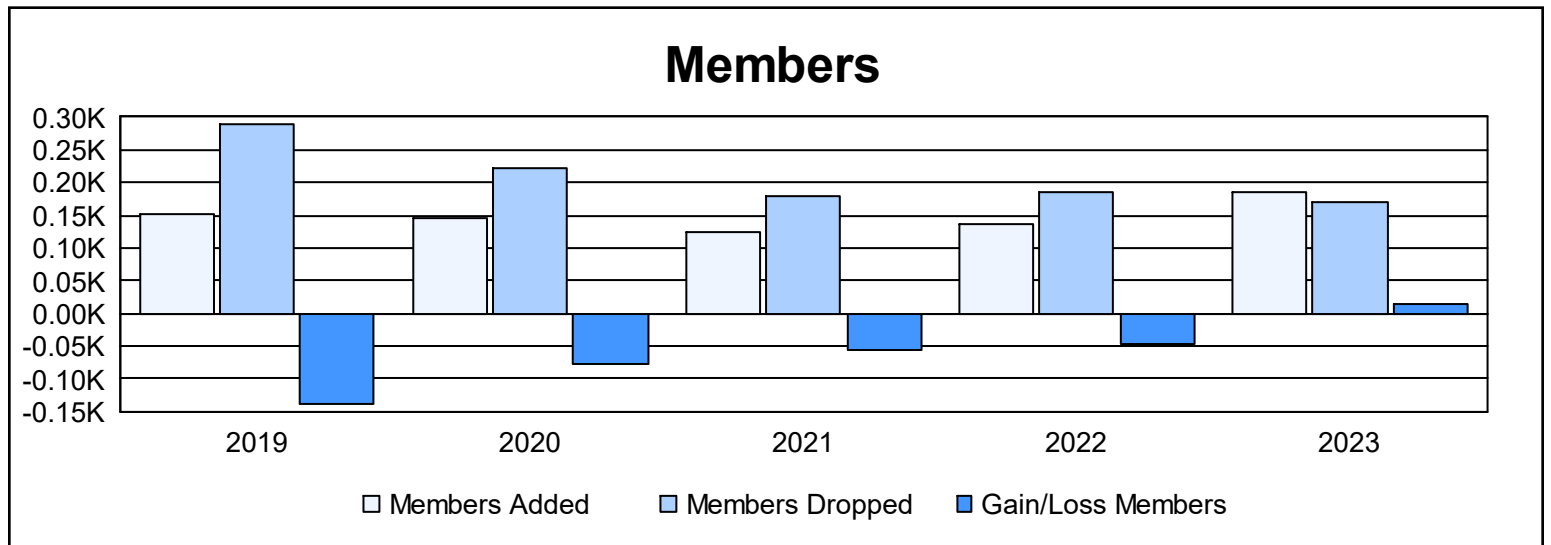
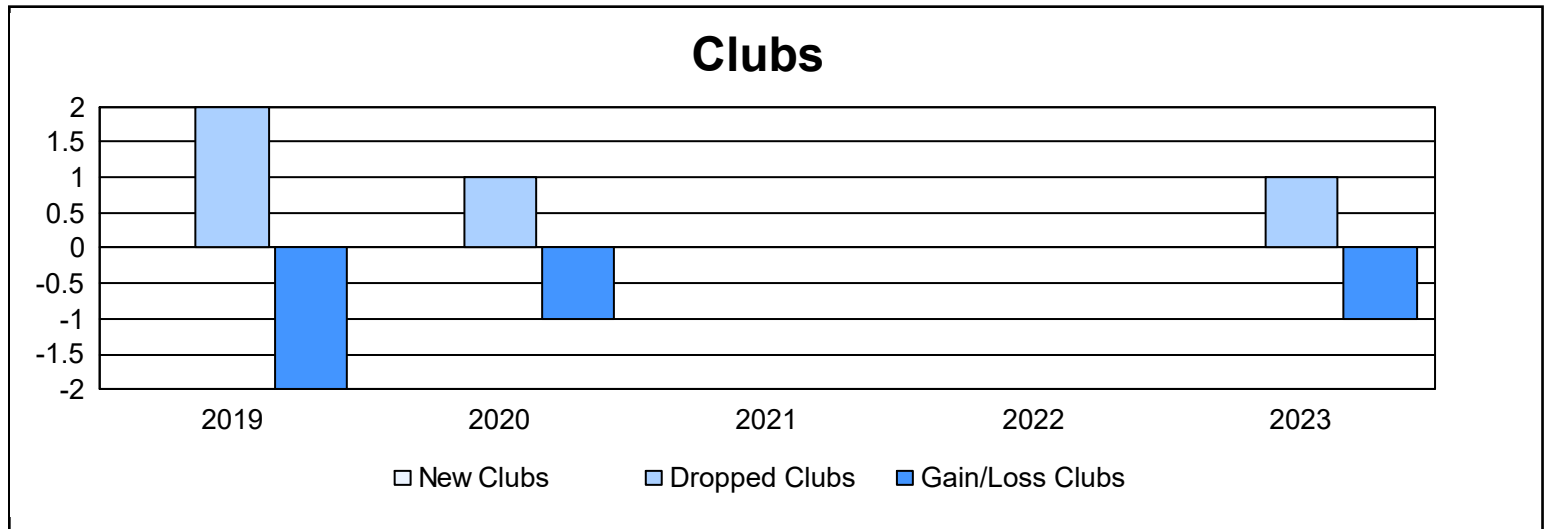
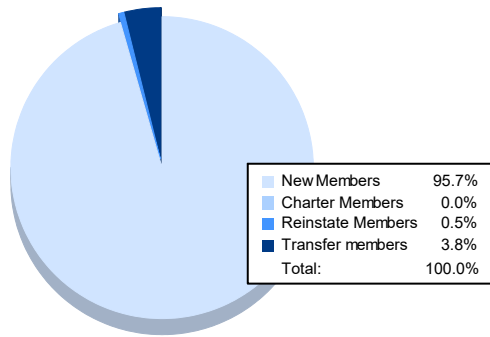


| Year | New Clubs | Dropped Clubs | Gain/ Loss Clubs | New Members | Charter Members | Reinstate Members | Transfer Members | Total Member Added | Total Members Dropped | Gain/ Loss Members |
|----------------|-----------|---------------|------------------|-------------|-----------------|-------------------|------------------|--------------------|-----------------------|--------------------|
| 2018-2019 | 0 | 2 | -2 | 119 | 0 | 2 | 30 | 151 | 288 | -137 |
| 2019-2020 | 0 | 1 | -1 | 111 | 2 | 4 | 28 | 145 | 221 | -76 |
| 2020-2021 | 0 | 0 | 0 | 111 | 0 | 9 | 4 | 124 | 179 | -55 |
| 2021-2022 | 0 | 0 | 0 | 129 | 0 | 4 | 4 | 137 | 185 | -48 |
| 2022-2023 | 0 | 1 | -1 | 177 | 0 | 1 | 7 | 185 | 171 | 14 |
| Average | 0 | 1 | -1 | 129 | 0 | 4 | 15 | 148 | 209 | -60 |



Membership Composition June 2023 Cumulative



Gender Composition June 2023 Cumulative

